

Scaled data based on original data using
LM-79-2019 Approved Method: Electrical and Photometric Measurements of Solid-State
Lighting Products

Test Report Prepared for

Cooper Lighting Solutions

Brand: CORELITE

Report Number: P1215564

Luminaire Tested: 24-ID2-45-CFR1-L850-U

Issue Date: 12/5/2025

Test Information

Test Method: LM-79-2019
Report Number: P1215564
TEST IS SCALED FROM IESNA LM-79-08 TEST DATA (G3-2508-510-6)
Test Lab: INNOVATION CENTER
Issue Date: 12/5/2025
Manufacturer: COOPER LIGHTING SOLUTIONS
Product Line: CORELITE
Catalog Number: 24-ID2-45-CFR1-L850-U
Description: 2X4 IN DEPTH TROFFER WITH 1INCH CUBE REGRESS LENS
Light Source: 5000K CCT, 80 CRI LEDS
Ballast/Driver: ELECTRONIC DRIVER

Summary

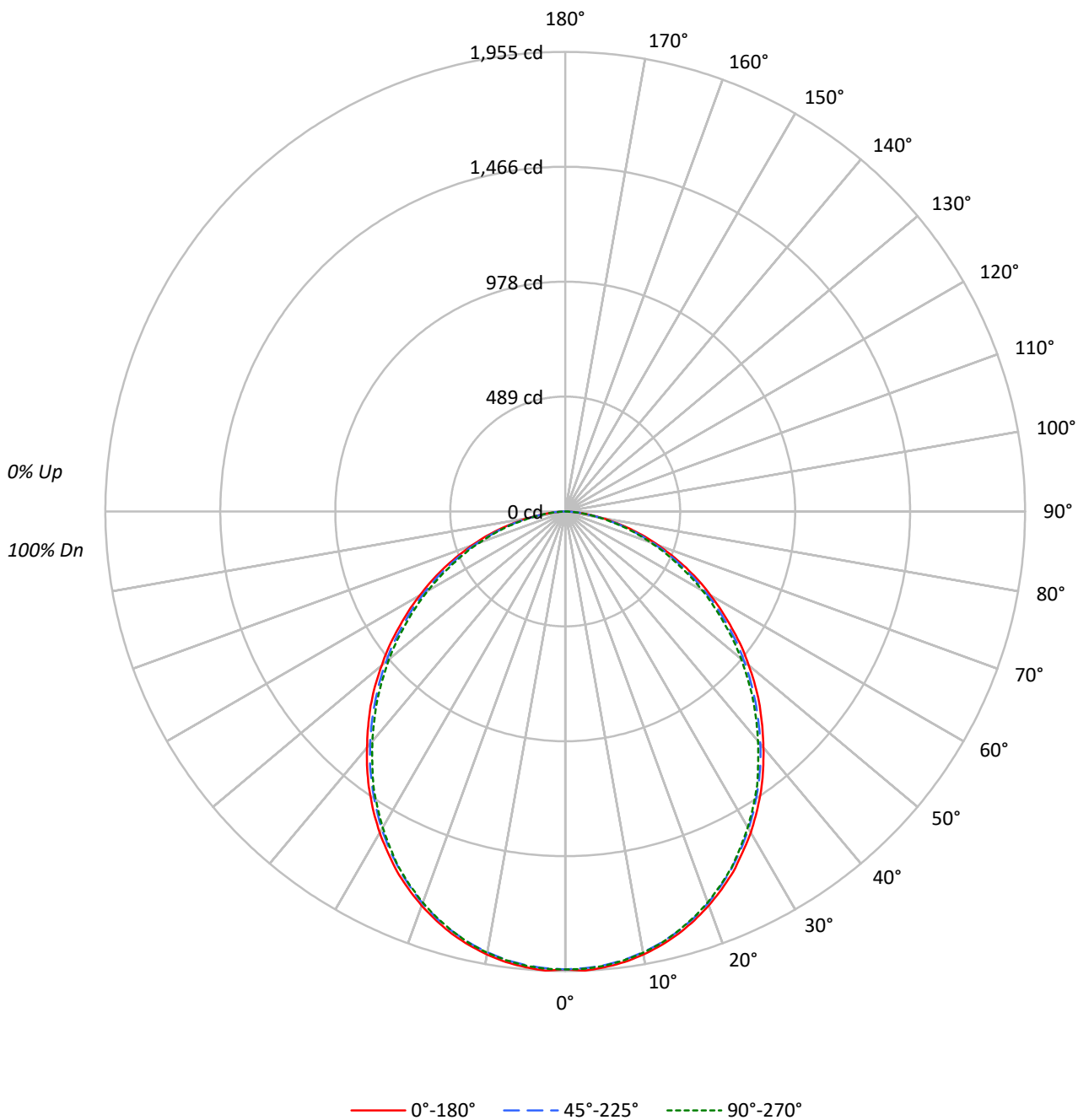
Lumens per Lamp: N/A
Luminaire Lumens: 4903.1 lumens
Efficiency: N/A
Efficacy: 125.7 lumens/watt
Spacing Criteria (0/90/45): 1.21 / 1.19 / 1.3
Luminous Opening: Rectangular (W 2' x L: 4' x H: 0')
CIE Type: Direct

Input Watts (W): 39
Input Voltage (V): 120
Input Current (Ain): NR
Voltage Rise (V): NR
Power Factor: NR
Total Harmonic Distortion (THDi): NR
Frequency (hertz): 60
Stabilization Time: NR
Operation Time: NR
Ambient Temperature (°C): NR
Test Distance: 24 FT



TEST NUMBER: P1215564
CATALOG NUMBER: 24-ID2-45-CFR1-L850-U

Luminous Intensity Polar Plot





TEST NUMBER: P1215564
 CATALOG NUMBER: 24-ID2-45-CFR1-L850-U

COEFFICIENT OF UTILIZATION - ZONAL CAVITY METHOD:

RF	20				20				20				20				20	
RC	80				70				50				30				10	0
RW	70	50	30	10	70	50	30	10	50	30	10	50	30	10	50	30	10	0
RCR																		
0	119	119	119	119	116	116	116	116	111	111	111	106	106	106	102	102	102	100
1	109	105	101	97	107	103	99	95	98	95	92	94	92	90	91	89	87	85
2	100	92	85	80	97	90	84	79	86	81	77	83	79	75	80	77	74	71
3	91	81	73	67	89	79	72	66	77	70	65	74	68	64	71	67	63	61
4	84	72	64	57	81	71	63	57	68	61	56	66	60	55	64	59	54	52
5	77	65	56	49	75	64	55	49	61	54	49	59	53	48	58	52	48	45
6	71	58	50	43	70	57	49	43	56	48	43	54	47	42	52	47	42	40
7	66	53	44	38	65	52	44	38	51	43	38	49	43	38	48	42	37	36
8	62	49	40	34	60	48	40	34	47	39	34	45	39	34	44	38	34	32
9	58	45	37	31	56	44	36	31	43	36	31	42	35	31	41	35	31	29
10	54	41	33	28	53	41	33	28	40	33	28	39	32	28	38	32	28	26

AVERAGE LUMINANCE (cd/sqm):

	0°	45°	90°
0°	2621	2621	2621
5°	2628	2617	2619
10°	2615	2602	2605
15°	2591	2576	2575
20°	2554	2539	2534
25°	2510	2486	2482
30°	2451	2423	2411
35°	2383	2348	2336
40°	2303	2266	2239
45°	2226	2175	2148
50°	2131	2081	2046
55°	2029	1972	1928
60°	1920	1859	1813
65°	1804	1730	1672
70°	1660	1584	1520
75°	1480	1393	1344
80°	1210	1142	1085
85°	848	827	766

MAXIMUM LUMINANCE 45°-90°:

Horizontal Angle: 0°
 Vertical Angle: 45°
 Luminance: 2226 cd/sqm



TEST NUMBER: P1215564
 CATALOG NUMBER: 24-ID2-45-CFR1-L850-U

ZONAL LUMENS:

Zone	Lumens	% Fixture
0°-10°	184.0	3.8
10°-20°	521.6	10.6
20°-30°	771.6	15.7
30°-40°	895.3	18.3
40°-50°	883.7	18.0
50°-60°	754.1	15.4
60°-70°	540.6	11.0
70°-80°	286.5	5.8
80°-90°	65.8	1.3
90°-100°	0.0	0.0
100°-110°	0.0	0.0
110°-120°	0.0	0.0
120°-130°	0.0	0.0
130°-140°	0.0	0.0
140°-150°	0.0	0.0
150°-160°	0.0	0.0
160°-170°	0.0	0.0
170°-180°	0.0	0.0
0°-30°	1477.2	30.1
0°-40°	2372.5	48.4
0°-60°	4010.3	81.8
0°-90°	4903.1	100.0
90°-120°	0.0	0.0
90°-150°	0.0	0.0
90°-180°	0.0	0.0
0°-180°	4903.1	100.0

CANDELA DISTRIBUTION:

	0°	22.5°	45°	67.5°	90°	Flux
0°	1948	1948	1948	1948	1948	
5°	1946	1940	1937	1935	1939	185
15°	1860	1853	1850	1846	1849	524
25°	1691	1683	1675	1669	1672	778
35°	1451	1442	1430	1422	1422	907
45°	1170	1158	1143	1132	1129	901
55°	865	856	841	829	822	775
65°	567	559	543	533	525	561
75°	285	277	268	261	259	302
85°	55	56	54	51	50	69
90°	0	0	0	0	0	



TEST NUMBER: P1215564
 CATALOG NUMBER: 24-ID2-45-CFR1-L850-U

CANDELA DISTRIBUTION (FULL):

	0°	22.5°	45°	67.5°	90°
0°	1948.1	1948.1	1948.1	1948.1	1948.1
2.5°	1954.8	1947.4	1944.7	1942.7	1946.7
5°	1946.0	1940.0	1937.3	1934.7	1939.3
7.5°	1933.3	1926.6	1923.3	1921.3	1925.3
10°	1913.9	1907.9	1904.5	1902.5	1906.5
12.5°	1889.8	1883.7	1879.7	1877.7	1881.7
15°	1860.3	1852.9	1849.6	1846.2	1848.9
17.5°	1824.1	1818.8	1814.7	1809.4	1812.1
20°	1783.9	1777.2	1773.2	1768.5	1769.9
22.5°	1739.0	1733.7	1726.3	1722.3	1722.3
25°	1690.8	1682.8	1674.7	1669.4	1672.1
27.5°	1633.9	1627.2	1618.5	1611.1	1611.8
30°	1577.6	1568.9	1559.5	1552.8	1552.1
32.5°	1515.3	1509.3	1495.9	1489.2	1487.2
35°	1451.0	1442.3	1429.6	1422.2	1422.2
37.5°	1382.7	1375.3	1362.6	1351.8	1347.2
40°	1311.0	1303.6	1290.2	1278.8	1274.8
42.5°	1240.0	1236.0	1216.5	1207.2	1201.1
45°	1169.6	1158.2	1142.8	1132.1	1128.8
47.5°	1095.9	1085.9	1068.5	1056.4	1051.1
50°	1018.2	1011.5	994.1	979.4	977.4
52.5°	944.6	933.2	919.8	903.7	901.0
55°	864.8	855.5	840.7	828.7	822.0
57.5°	789.8	782.4	767.7	751.6	748.3
60°	713.4	706.1	690.7	678.6	673.9
62.5°	641.8	631.0	619.0	603.6	598.9
65°	566.7	558.7	543.3	533.2	525.2
67.5°	491.7	485.7	472.9	463.6	458.2
70°	422.0	414.7	402.6	391.2	386.5
72.5°	353.7	344.3	332.9	324.9	322.9
75°	284.7	277.3	268.0	261.3	258.6
77.5°	217.0	214.4	206.3	199.0	196.3
80°	156.1	154.1	147.4	142.7	140.0
82.5°	101.2	99.8	97.1	93.1	92.4
85°	54.9	56.3	53.6	50.9	49.6
87.5°	19.4	18.8	18.1	17.4	16.1
90°	0.0	0.0	0.0	0.0	0.0

TEST NUMBER: P1215564

CATALOG NUMBER: 24-ID2-45-CFR1-L850-U

CIE UGR TABLE:

Reflectances:											
Ceiling		0.7	0.7	0.5	0.5	0.3	0.7	0.7	0.5	0.5	0.3
Wall		0.5	0.3	0.5	0.3	0.3	0.5	0.3	0.5	0.3	0.3
Reference plane		0.2	0.2	0.2	0.2	0.2	0.2	0.2	0.2	0.2	0.2
Room dimensions		Viewed crosswise					Viewed endwise				
X=2H	Y=2H	14.45	16.04	14.81	16.36	16.67	14.15	15.75	14.52	16.06	16.37
	3H	16.10	17.53	16.47	17.86	18.22	15.74	17.18	16.12	17.50	17.86
	4H	16.68	18.03	17.08	18.38	18.76	16.29	17.64	16.69	17.99	18.36
	6H	17.06	18.31	17.47	18.68	19.07	16.64	17.89	17.05	18.25	18.65
	8H	17.16	18.35	17.59	18.74	19.14	16.73	17.92	17.16	18.31	18.71
	12H	17.21	18.35	17.64	18.74	19.16	16.78	17.92	17.21	18.30	18.73
4H	2H	14.99	16.34	15.39	16.69	17.07	14.75	16.10	15.15	16.45	16.83
	3H	16.85	17.98	17.26	18.37	18.77	16.55	17.67	16.96	18.07	18.47
	4H	17.55	18.57	17.98	18.98	19.42	17.21	18.23	17.64	18.64	19.08
	6H	18.05	18.93	18.50	19.37	19.83	17.67	18.55	18.12	18.99	19.45
	8H	18.18	19.01	18.64	19.45	19.92	17.79	18.62	18.25	19.06	19.53
	12H	18.26	19.01	18.74	19.48	19.95	17.86	18.60	18.34	19.08	19.55
8H	4H	17.79	18.61	18.25	19.06	19.52	17.48	18.31	17.94	18.75	19.21
	6H	18.38	19.06	18.87	19.55	20.03	18.03	18.71	18.52	19.20	19.68
	8H	18.56	19.18	19.07	19.69	20.17	18.20	18.82	18.71	19.32	19.81
	12H	18.70	19.24	19.20	19.73	20.29	18.32	18.86	18.83	19.36	19.92
12H	4H	17.80	18.54	18.28	19.02	19.49	17.50	18.24	17.98	18.72	19.19
	6H	18.40	19.01	18.91	19.52	20.01	18.06	18.68	18.57	19.18	19.67
	8H	18.63	19.18	19.14	19.67	20.23	18.28	18.82	18.79	19.32	19.88

Cooper Lighting Solutions Photometric Lab
1121 Highway 74 South
Peachtree City, GA 30269



LM-79-2019: Approved Method: Electrical and Photometric Measurements of Solid-State Lighting Products

Report Prepared for

Cooper Lighting Solutions

Corelite

Report Number: SP1-2506-458-7

Test Date: 08/26/2025

Luminaire Tested: 22ID2-55-CFR1-L850-U

Data in this report applies to families of products including 22ID2-55-CFR1-L850-U

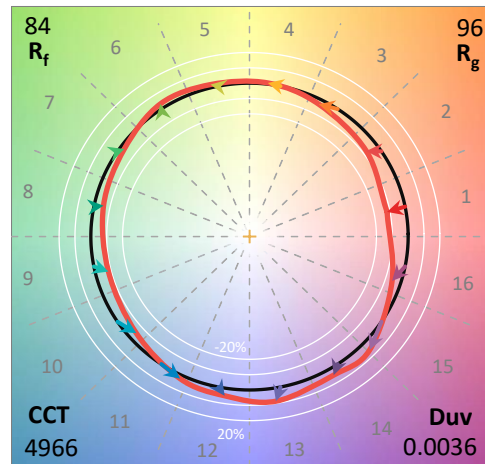
Test Information

Test Method: LM-79-2019
 Report Number: SP1-2506-458-7
 Test Lab: COOPER LIGHTING SOLUTIONS
 Photometer: SP1 - 76IN SPHERE
 Measurement Geometry: 4π
 Issue Date: 08/27/2025
 Manufacturer: COOPER LIGHTING SOLUTIONS
 Product Line: Corelite
 Catalog Number: **22ID2-55-CFR1-L850-U**
 Description: 2X2 CGTX WITH INDEPTH FRAME AND CFR1 LENS - 5500 LUMEN 5000K 80CRI

Spectral Parameters

CCT (K): 4966
 CIE u': 0.2093
 CIE v': 0.4890
 Duv: 0.0036
 CIE x: 0.3468
 CIE y: 0.3601
 CIE z: 0.2931
 Peak Wavelength (nm): 450
 Dominant Wavelength (nm): 570
 Purity: 12.1135
 Rf: 84
 Rg: 96.2

CRI (Ra):	83.1		
R1:	81.0	R9:	10.3
R2:	87.8	R10:	70.9
R3:	92.7	R11:	81.3
R4:	82.4	R12:	55.9
R5:	81.0	R13:	82.8
R6:	82.6	R14:	96.1
R7:	88.5	R15:	75.1
R8:	68.6		



Test Conditions

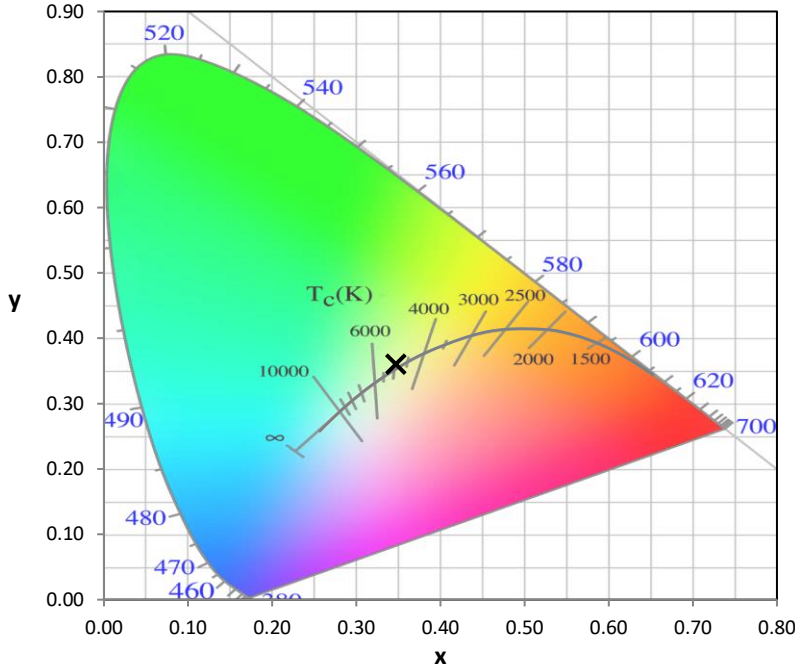
Stabilization Time: 37M
 Operation Time: 1H 37M
 Sphere Temperature (°C): 25.2

REPORT NUMBER: SP1-2506-458-7

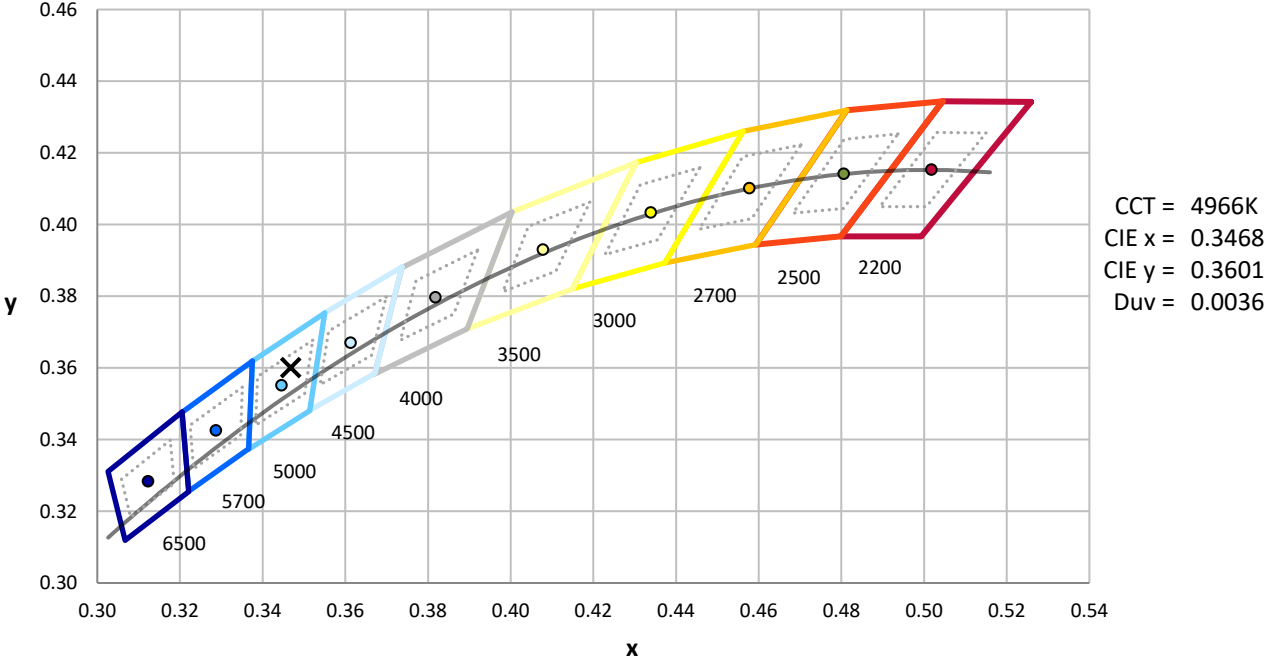
Measurement and Test Equipment			
Instrument	Identification Number	Calibration Date	Calibration Due Date
Photometer	76INCH SPHERE IN0058	6/16/2025	12/16/2025
Power Meter	XITRON INXT2011004	1/21/2025	1/21/2026
AC Power Source	CHROMA 61603 IN0063	10/22/2024	10/22/2025
DC Power Source	AGILENT E3634A IN0208	10/22/2024	10/22/2025
Sphere Thermometer	ONSET IN0085	10/22/2024	10/22/2025
Room Thermometer	ONSET IN0046	10/22/2024	10/22/2025

REPORT NUMBER: SP1-2506-458-7

CIE 1931 Chromaticity Diagram



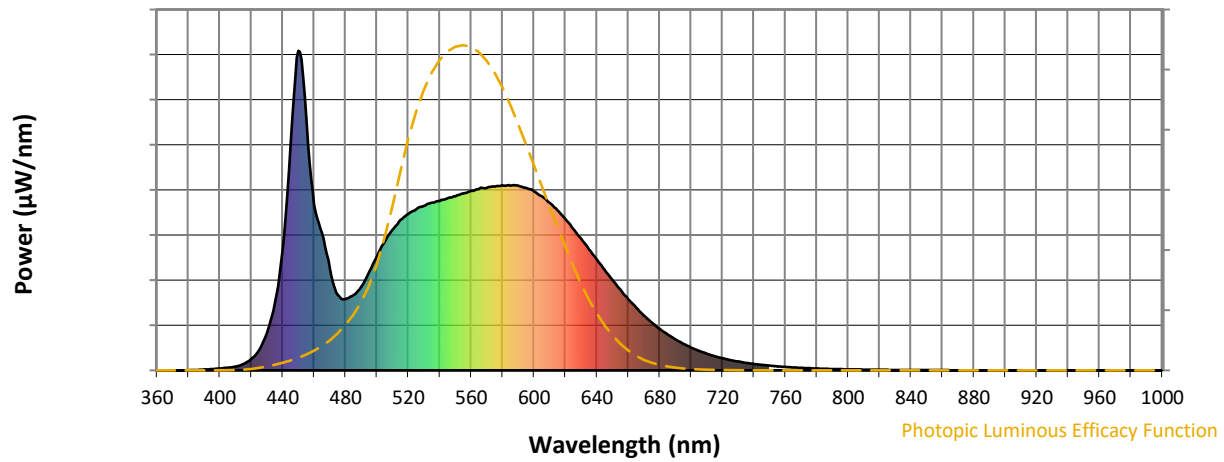
CIE 1931 Chromaticity Diagram with 2017 ANSI 7-Step and 4-Step Quadrangles



Point lies inside the ANSI 5000K 4-step quadrangle

REPORT NUMBER: SP1-2506-458-7

Photopic Flux vs. Wavelength

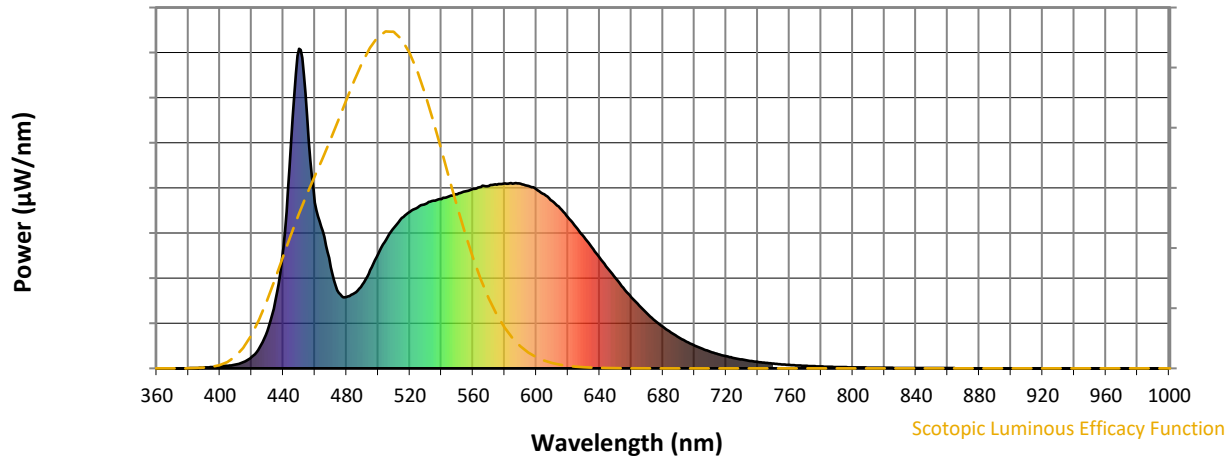


Photopic Lumens: NR

λ (nm)	Power W [^] /nm	Lumens (φ/nm)	λ (nm)	Power W [^] /nm	Lumens (φ/nm)	λ (nm)	Power W [^] /nm	Lumens (φ/nm)	λ (nm)	Power W [^] /nm	Lumens (φ/nm)	λ (nm)	Power W [^] /nm	Lumens (φ/nm)
360	0	NR	490	262	NR	620	472	NR	750	15	NR	880	0	NR
365	0	NR	495	307	NR	625	443	NR	755	13	NR	885	0	NR
370	0	NR	500	358	NR	630	412	NR	760	11	NR	890	0	NR
375	0	NR	505	403	NR	635	379	NR	765	9	NR	895	0	NR
380	0	NR	510	440	NR	640	346	NR	770	8	NR	900	0	NR
385	1	NR	515	471	NR	645	313	NR	775	7	NR	905	0	NR
390	3	NR	520	490	NR	650	282	NR	780	6	NR	910	0	NR
395	4	NR	525	504	NR	655	252	NR	785	5	NR	915	0	NR
400	6	NR	530	515	NR	660	223	NR	790	4	NR	920	0	NR
405	9	NR	535	524	NR	665	197	NR	795	4	NR	925	0	NR
410	12	NR	540	530	NR	670	171	NR	800	3	NR	930	0	NR
415	20	NR	545	539	NR	675	149	NR	805	3	NR	935	0	NR
420	36	NR	550	545	NR	680	130	NR	810	2	NR	940	0	NR
425	64	NR	555	554	NR	685	112	NR	815	2	NR	945	0	NR
430	117	NR	560	562	NR	690	97	NR	820	2	NR	950	0	NR
435	212	NR	565	567	NR	695	83	NR	825	2	NR	955	0	NR
440	378	NR	570	571	NR	700	71	NR	830	1	NR	960	0	NR
445	709	NR	575	574	NR	705	61	NR	835	1	NR	965	0	NR
450	1000	NR	580	579	NR	710	52	NR	840	1	NR	970	0	NR
455	789	NR	585	578	NR	715	44	NR	845	1	NR	975	0	NR
460	519	NR	590	578	NR	720	38	NR	850	1	NR	980	0	NR
465	429	NR	595	571	NR	725	32	NR	855	1	NR	985	0	NR
470	316	NR	600	560	NR	730	28	NR	860	1	NR	990	0	NR
475	236	NR	605	545	NR	735	24	NR	865	1	NR	995	0	NR
480	224	NR	610	524	NR	740	20	NR	870	0	NR	1000	0	NR
485	235	NR	615	501	NR	745	17	NR	875	0	NR			

REPORT NUMBER: SP1-2506-458-7

Scotopic Flux vs. Wavelength



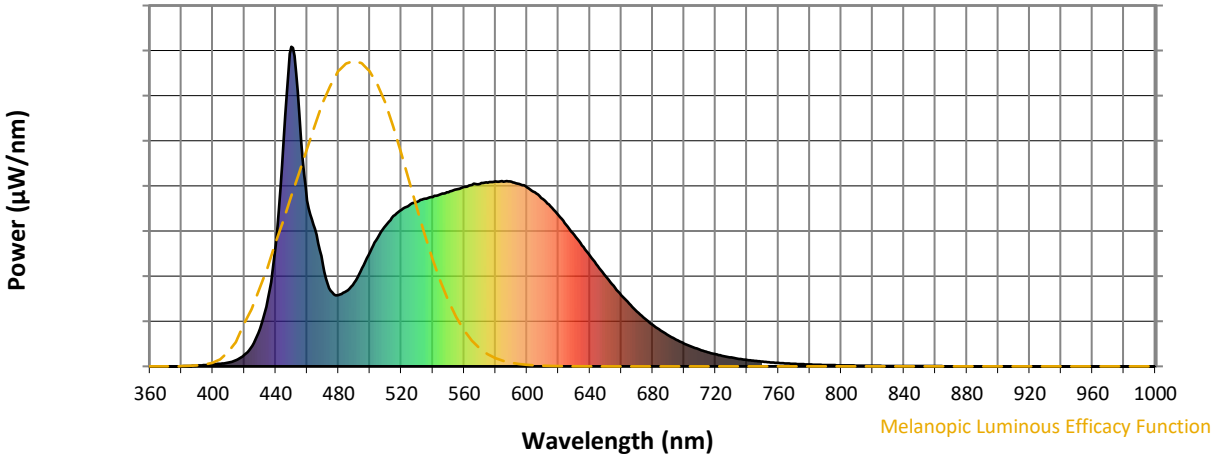
Scotopic Lumens: NR

S/P: 1.94

λ (nm)	Power W [^] /nm	Lumens (φ/nm)	λ (nm)	Power W [^] /nm	Lumens (φ/nm)	λ (nm)	Power W [^] /nm	Lumens (φ/nm)	λ (nm)	Power W [^] /nm	Lumens (φ/nm)	λ (nm)	Power W [^] /nm	Lumens (φ/nm)
360	0	NR	490	262	NR	620	472	NR	750	15	NR	880	0	NR
365	0	NR	495	307	NR	625	443	NR	755	13	NR	885	0	NR
370	0	NR	500	358	NR	630	412	NR	760	11	NR	890	0	NR
375	0	NR	505	403	NR	635	379	NR	765	9	NR	895	0	NR
380	0	NR	510	440	NR	640	346	NR	770	8	NR	900	0	NR
385	1	NR	515	471	NR	645	313	NR	775	7	NR	905	0	NR
390	3	NR	520	490	NR	650	282	NR	780	6	NR	910	0	NR
395	4	NR	525	504	NR	655	252	NR	785	5	NR	915	0	NR
400	6	NR	530	515	NR	660	223	NR	790	4	NR	920	0	NR
405	9	NR	535	524	NR	665	197	NR	795	4	NR	925	0	NR
410	12	NR	540	530	NR	670	171	NR	800	3	NR	930	0	NR
415	20	NR	545	539	NR	675	149	NR	805	3	NR	935	0	NR
420	36	NR	550	545	NR	680	130	NR	810	2	NR	940	0	NR
425	64	NR	555	554	NR	685	112	NR	815	2	NR	945	0	NR
430	117	NR	560	562	NR	690	97	NR	820	2	NR	950	0	NR
435	212	NR	565	567	NR	695	83	NR	825	2	NR	955	0	NR
440	378	NR	570	571	NR	700	71	NR	830	1	NR	960	0	NR
445	709	NR	575	574	NR	705	61	NR	835	1	NR	965	0	NR
450	1000	NR	580	579	NR	710	52	NR	840	1	NR	970	0	NR
455	789	NR	585	578	NR	715	44	NR	845	1	NR	975	0	NR
460	519	NR	590	578	NR	720	38	NR	850	1	NR	980	0	NR
465	429	NR	595	571	NR	725	32	NR	855	1	NR	985	0	NR
470	316	NR	600	560	NR	730	28	NR	860	1	NR	990	0	NR
475	236	NR	605	545	NR	735	24	NR	865	1	NR	995	0	NR
480	224	NR	610	524	NR	740	20	NR	870	0	NR	1000	0	NR
485	235	NR	615	501	NR	745	17	NR	875	0	NR			

REPORT NUMBER: SP1-2506-458-7

Melanopic Flux vs. Wavelength



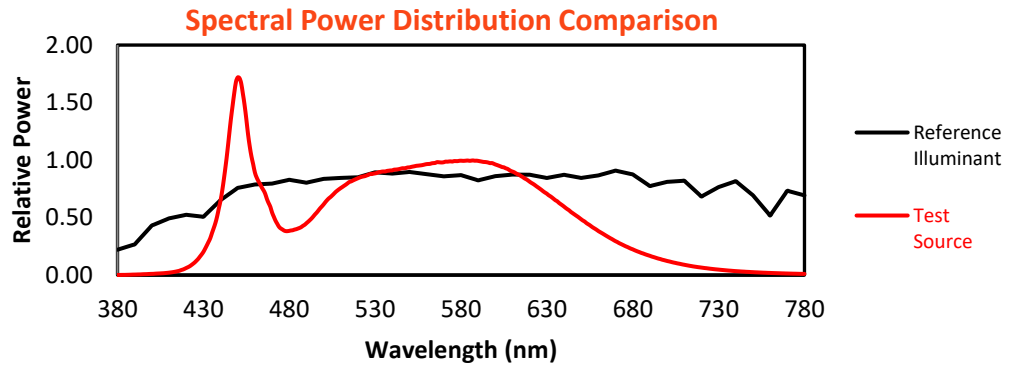
Melanopic Lumens: NR

M/P: 4.11

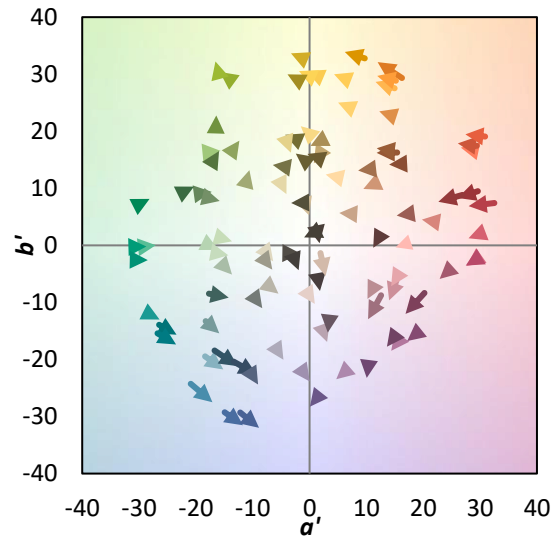
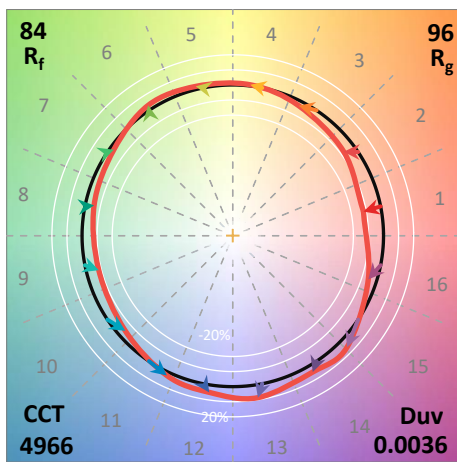
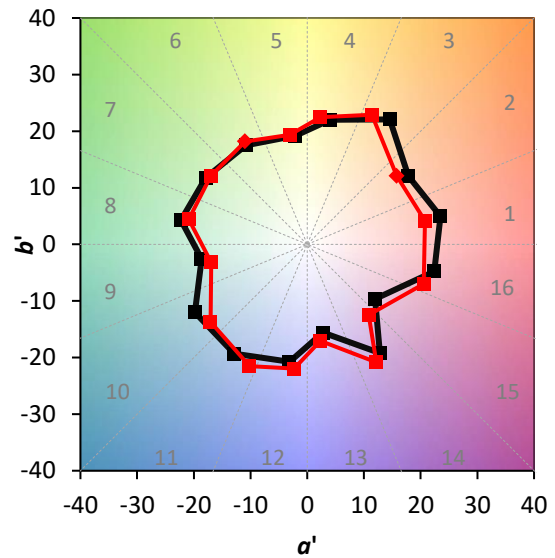
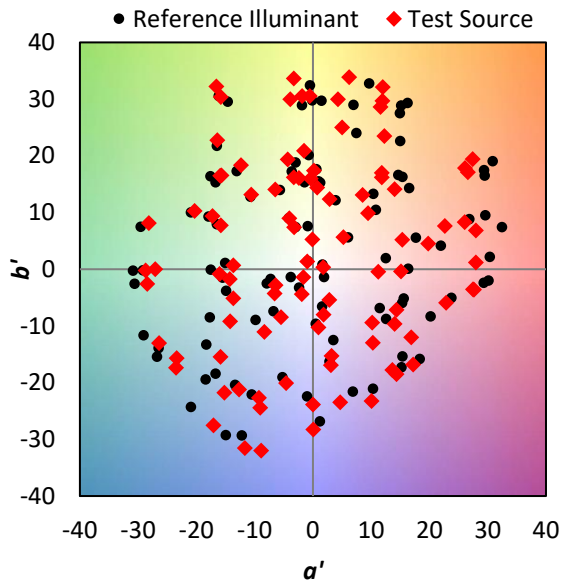
λ (nm)	Power W [^] /nm	Lumens (φ/nm)	λ (nm)	Power W [^] /nm	Lumens (φ/nm)	λ (nm)	Power W [^] /nm	Lumens (φ/nm)	λ (nm)	Power W [^] /nm	Lumens (φ/nm)	λ (nm)	Power W [^] /nm	Lumens (φ/nm)
360	0	NR	490	262	NR	620	472	NR	750	15	NR	880	0	NR
365	0	NR	495	307	NR	625	443	NR	755	13	NR	885	0	NR
370	0	NR	500	358	NR	630	412	NR	760	11	NR	890	0	NR
375	0	NR	505	403	NR	635	379	NR	765	9	NR	895	0	NR
380	0	NR	510	440	NR	640	346	NR	770	8	NR	900	0	NR
385	1	NR	515	471	NR	645	313	NR	775	7	NR	905	0	NR
390	3	NR	520	490	NR	650	282	NR	780	6	NR	910	0	NR
395	4	NR	525	504	NR	655	252	NR	785	5	NR	915	0	NR
400	6	NR	530	515	NR	660	223	NR	790	4	NR	920	0	NR
405	9	NR	535	524	NR	665	197	NR	795	4	NR	925	0	NR
410	12	NR	540	530	NR	670	171	NR	800	3	NR	930	0	NR
415	20	NR	545	539	NR	675	149	NR	805	3	NR	935	0	NR
420	36	NR	550	545	NR	680	130	NR	810	2	NR	940	0	NR
425	64	NR	555	554	NR	685	112	NR	815	2	NR	945	0	NR
430	117	NR	560	562	NR	690	97	NR	820	2	NR	950	0	NR
435	212	NR	565	567	NR	695	83	NR	825	2	NR	955	0	NR
440	378	NR	570	571	NR	700	71	NR	830	1	NR	960	0	NR
445	709	NR	575	574	NR	705	61	NR	835	1	NR	965	0	NR
450	1000	NR	580	579	NR	710	52	NR	840	1	NR	970	0	NR
455	789	NR	585	578	NR	715	44	NR	845	1	NR	975	0	NR
460	519	NR	590	578	NR	720	38	NR	850	1	NR	980	0	NR
465	429	NR	595	571	NR	725	32	NR	855	1	NR	985	0	NR
470	316	NR	600	560	NR	730	28	NR	860	1	NR	990	0	NR
475	236	NR	605	545	NR	735	24	NR	865	1	NR	995	0	NR
480	224	NR	610	524	NR	740	20	NR	870	0	NR	1000	0	NR
485	235	NR	615	501	NR	745	17	NR	875	0	NR			

Summary

$R_f = 84$
 $R_g = 96.2$
 CIE $R_a = 83.1$
 $R_9 = 10.3$

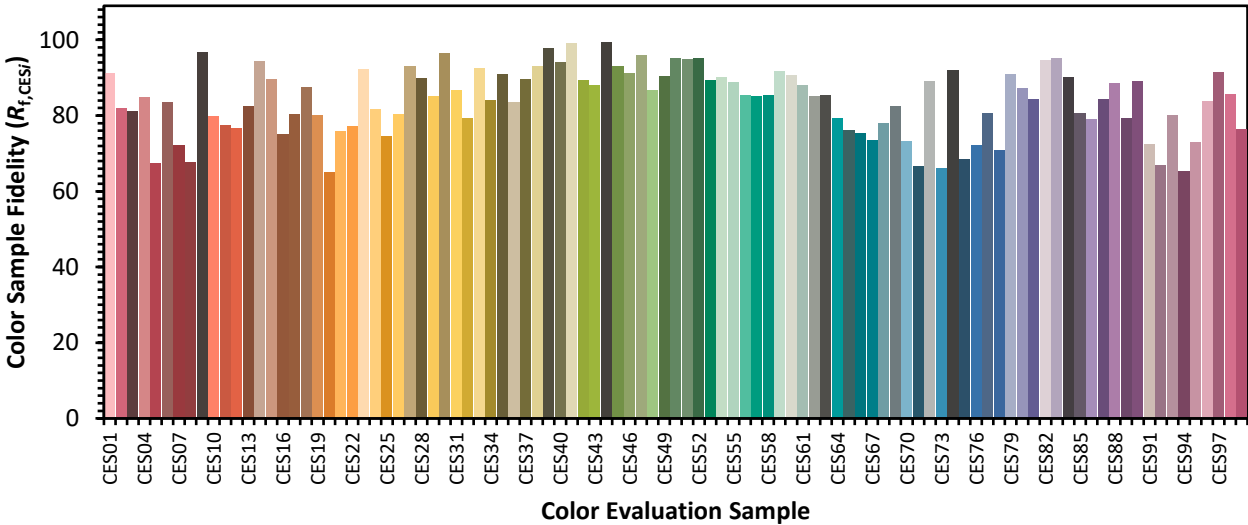


Color Vector Graphics

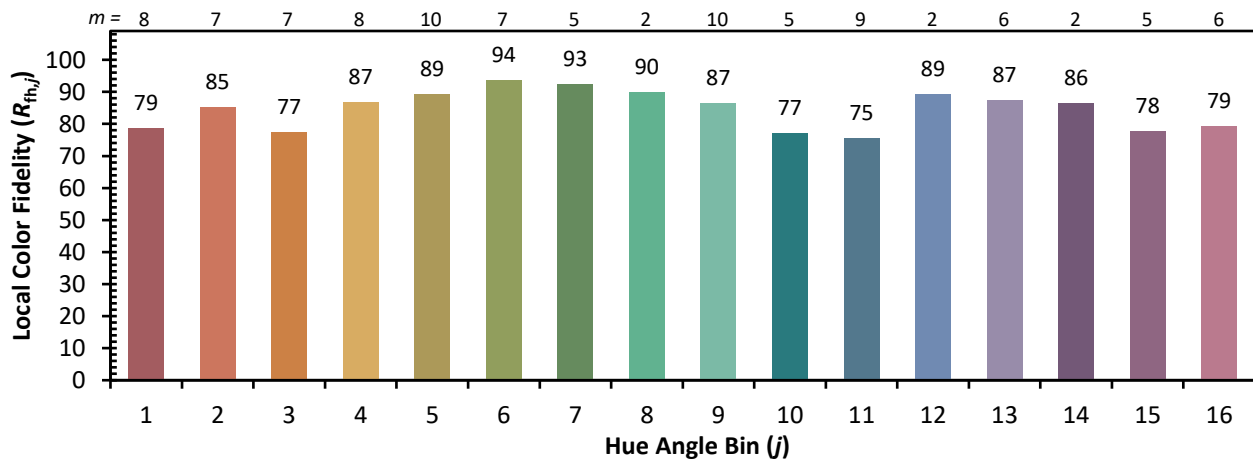
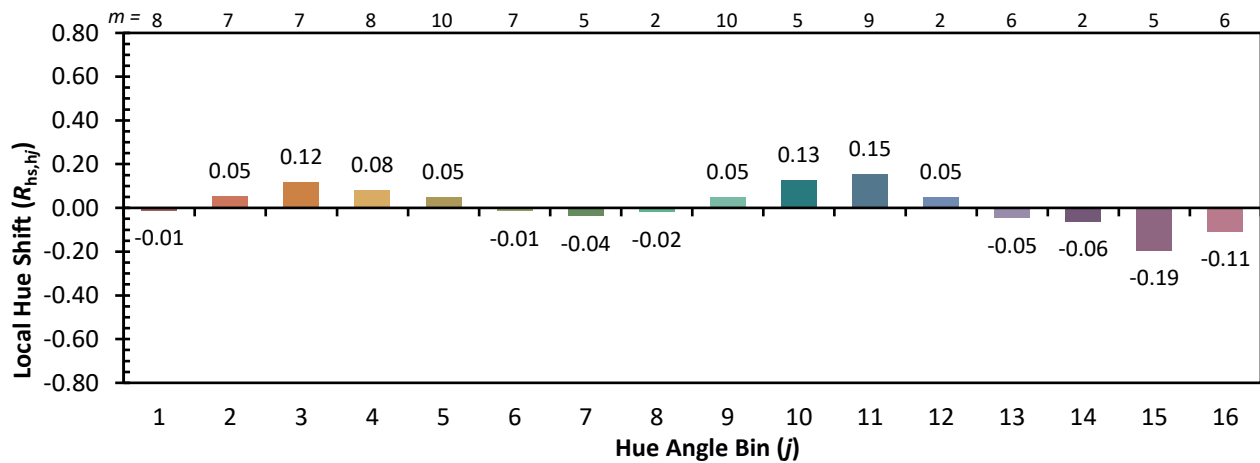
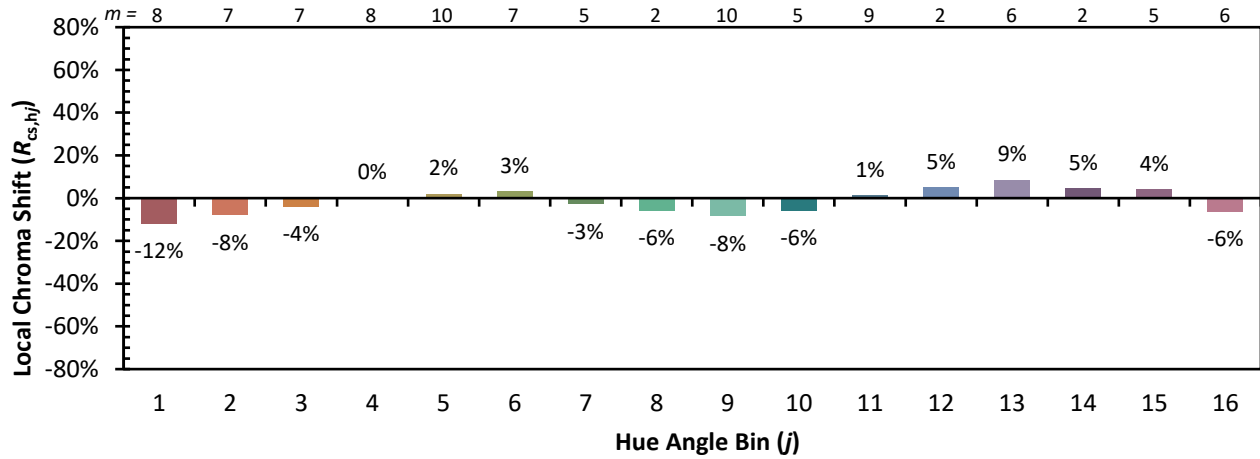


Individual Sample Fidelity Index ($R_{f,i}$)

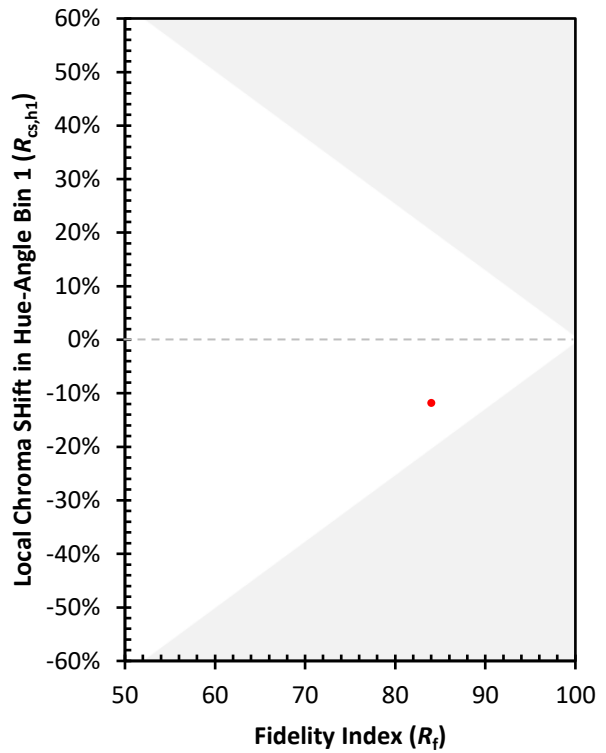
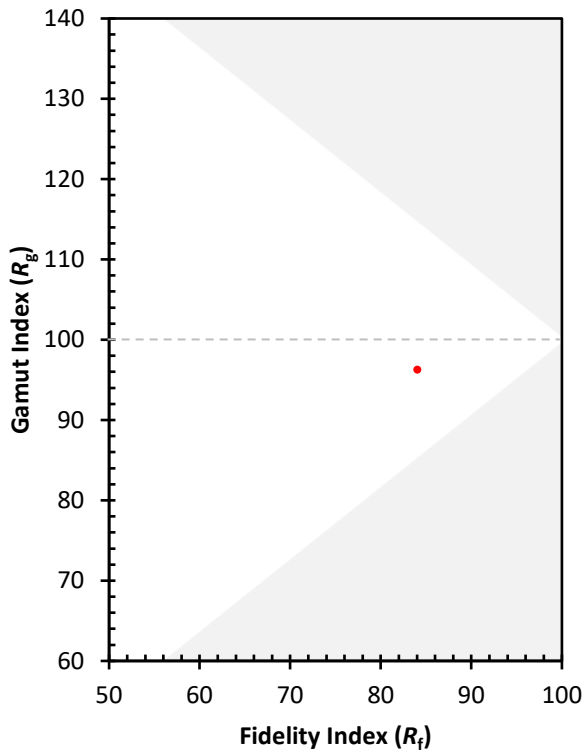
CES01 = 85	CES26 = 80	CES51 = 95	CES76 = 72
CES02 = 60	CES27 = 93	CES52 = 95	CES77 = 81
CES03 = 30	CES28 = 90	CES53 = 89	CES78 = 71
CES04 = 69	CES29 = 85	CES54 = 90	CES79 = 91
CES05 = 47	CES30 = 97	CES55 = 89	CES80 = 87
CES06 = 50	CES31 = 87	CES56 = 86	CES81 = 84
CES07 = 40	CES32 = 79	CES57 = 85	CES82 = 95
CES08 = 39	CES33 = 92	CES58 = 85	CES83 = 95
CES09 = 29	CES34 = 84	CES59 = 92	CES84 = 90
CES10 = 73	CES35 = 91	CES60 = 91	CES85 = 81
CES11 = 56	CES36 = 83	CES61 = 88	CES86 = 79
CES12 = 62	CES37 = 90	CES62 = 85	CES87 = 84
CES13 = 42	CES38 = 93	CES63 = 85	CES88 = 89
CES14 = 74	CES39 = 98	CES64 = 79	CES89 = 79
CES15 = 71	CES40 = 94	CES65 = 76	CES90 = 89
CES16 = 46	CES41 = 99	CES66 = 75	CES91 = 72
CES17 = 48	CES42 = 89	CES67 = 73	CES92 = 67
CES18 = 55	CES43 = 88	CES68 = 78	CES93 = 80
CES19 = 70	CES44 = 99	CES69 = 82	CES94 = 65
CES20 = 64	CES45 = 93	CES70 = 73	CES95 = 73
CES21 = 85	CES46 = 91	CES71 = 67	CES96 = 84
CES22 = 77	CES47 = 96	CES72 = 89	CES97 = 92
CES23 = 91	CES48 = 87	CES73 = 66	CES98 = 86
CES24 = 90	CES49 = 90	CES74 = 92	CES99 = 77
CES25 = 71	CES50 = 95	CES75 = 68	



Color Rendition by Hue-Angle Bin



Measure Comparisons



(END OF REPORT)